



District Report Card: 2017


State: Rajasthan	District: Sawai Madhopur
Class: 8	Subject: Language
Schools: 51	Students: 1242


Participation/Coverage


Students

<div>GENDER</div> <div></div>	Boys		Girls	
	Number	%	Number	%
	553	44.52	689	55.48

<div>AREA</div> <div></div>	Rural		Urban	
	Number	%	Number	%
	1128	90.82	114	9.18

<div>CATEGORY</div> <div></div>	SC		ST		OBC		GEN	
	Number	%	Number	%	Number	%	Number	%
	361	29.07	263	21.18	571	45.97	47	3.78

<div>CWSN</div> <div></div>	LD	VI	HI	S&LD	ID	Oth
	4	1	0	0	3	5

<div>Management</div> <div></div>	Government		Government-aided	
	Number	%	Number	%
	1242	100.00	0	0.00

Average Performance of Students in Language (%)

Overall	Gender		Area		Management		Social Group			
	Male	Female	Rural	Urban	Govt.	Aided	SC	ST	OBC	GEN
69.32	68.55	69.95	69.37	68.83	69.32	0.00	66.39	70.77	70.37	71.06

Performance on Learning Outcomes (LOs)

Learning Outcomes	Description	Average Performance(%)
L813	Read textual/non-textual materials with comprehension and identifies the details, characters, main idea and sequence of ideas and events while reading	69.32

Range of Performance of Students who Answered Correctly							
Below 30%		30% - 50%		50% - 75%		Above 75%	
Number	%	Number	%	Number	%	Number	%
69	5.56	165	13.29	459	36.96	549	44.20

Lowest Performing Learning Outcomes (LOs)

1 - Read textual/non-textual materials with comprehension and identifies the details, characters, main idea and sequence of ideas and events while reading (69.32)